



Synergy and Compromise: How Our Differences Can Make Us Stronger

By Mrs. Bill Buith and Ms. Erin Keating



What is Synergy?

- Synergy is when we combine our strengths, and ultimately come up with a solution better than what we would have come up with individually.
- In *Going Places*, Raphael and Maya combined their strengths in order to build a better vehicle and win the race.
 - Science Example: Hydrogen is needed on its own, and oxygen is needed on its own... but combined, you get water, which is the basis for life!!



The Everyday Use of Compromise

- Watch this clip from the television show, [Stranger Things](#), to see how compromise is used in daily life.
- After you watch, answer these questions on a piece of paper or discuss them with a parent/guardian:
 - What are the two positions in the argument?
 - What is the compromise they come to?
 - Think back to the last time you made a compromise with someone: what was it?
 - How do you feel before you make a compromise vs. after you have made a compromise?



“A Bundle Of Compromises”



The Constitution is often referred to as “a bundle of compromises”. During the four month convention, there were many different positions by leaders all over the United States who wanted their fair say on what should be included in the Constitution. What people in the Northern States believed in differed from what people in the Southern States believed in. Bigger states believed differently from what smaller states believed in. So they had to come up with many different compromises that would work for all sides.


Organizing The Bundle!




- Because there were so many different positions and compromises to the Constitution, we need help organizing it!
- For this next activity, you will be doing something called a “Mess-to-a-Model”. What is it? I’m so glad you asked 😊
- A Mess-to-a-Model is basically a click-and-drag activity where you sort the statements and put them in their “correct” category.
- Essentially, you are taking a **mess** of boxes and information, and putting them into the correct column, making a **model** out of the mess.

Mess-to-a-Model Directions

- You will click here: [Mess-To-A-Model: Compromises of the Constitutional Convention](#) and you will see 2 columns titled “Different Positions Taken” and “Different Compromises”. Your job is to take the boxes in each of those two columns and click-and-drag them to the column that best fits them.
 - Be sure to take opposing positions and put them next to each other under “Position 1” and “Opposing Position”



Let's see how you did!!



Click on the link below to see the answer key to the Mess-
To-A-Model:

[Mess-To-A-Model: Compromises of the Constitutional Convention](#)
[ANSWER KEY](#)

Time to spread your wisdom onto others!!

Write a letter for next year's seventh graders and explain what character strengths are and how they will need to focus on developing their strengths and combining their strengths with others.

- Explain how the different strengths of your classmates have made for a stronger classroom experience for you this year, citing two or three different classmates and their strengths.
- Include information about this unit and how you learned that it was the different opinions of the Founding Fathers that contributed to the strength of our Constitution.
- Finally, relate the differences of opinions at the Constitutional Convention to the current differences in our nation on opening up after the pandemic and racial injustices.




Synergy in the World Today

- Our Founding Fathers used synergy to create a document that we still use today! The compromises that they made hundreds of years ago still greatly influence the world around us.
- That being said, we are going through a historical period in time with a strong need for compromise.
- To put it simply, we all need to compromise just a little bit so everybody gets along. 😊



You have made The Founding Fathers so proud!



NOW, GO! CHANGE THE WORLD WITH YOUR WISDOM AND KNOWLEDGE!